

# Fox Thermal Instruments, Inc.

399 Reservation Road, Marina, CA 93933

centro@centromemphis.com

# Application Data Sheet

## Model 10A Flowmeters

Rev. 09/08/2008

### CUSTOMER INFORMATION

Company Name and Address:

P.O. Number:

S.O. Number:(Fox info)

Tag Number: (20 characters maximum)

Phone:

Comments:

Contact:

Email Address:

### PROCESS DETAILS

#### Application Description

Describe type of application (e.g. boiler feed, flare gas, etc.).

#### Gas Information

Gas Name:

#### Mixed Gas Information

Please attach a composition sheet or fill in composition below. Total composition must add up to 100%.

% Volume (moles)  % Weight (mass)

#### Process Conditions

	Minimum	Nominal	Maximum	Units
Flow Rate:	_____	_____	_____	_____
Temperature:	_____	_____	_____	_____
Pressure:	_____	_____	_____	_____

### INSTRUMENT DETAILS

#### Flowmeter and Display Orientation - See Code Sheet

D1  D2  D3  D4  D5  D6  D7  D8  N/A for Remote

#### Display

Display flow rate only  
 Alternate between flow rate, total, & elapse time\*

\* Alternate mode only available when minute or hour flow rate time units are used (i.e. SCFM, NM3H; not SFPS, NMPS).

#### Flow Rate 4 to 20 mA Scaling and Display Units Selection

Output Units:  SCFM  NLPM  lb/hr  
 SCFH  SFPM  lb/min  
 NM3HR  kg/hr

4 mA Value: \_\_\_\_\_ (Normally Zero)

20 mA Value: \_\_\_\_\_

Alarm Set Points:

#### Standard Temperature and Pressure (STP)

Standard:  70°F and 14.7 psia  
 0°C and 760mm Hg  
Other (indicate units):  \_\_\_\_\_ and \_\_\_\_\_

### PIPING INFORMATION AND STRAIGHT PIPE REQUIREMENTS

Pipe size \_\_\_\_\_ Schedule \_\_\_\_\_ Pipe ID\* \_\_\_\_\_ Duct Dimensions\* \_\_\_\_\_

\* An accurate pipe/duct inside diameter required for Insertion Flowmeter applications to ensure correct flow rate calculation.

Insertion Flowmeters: Fox recommends 15 pipe diameters of straight pipe upstream of the flowmeter and 10 diameters downstream.

Inline Flowmeters: Fox recommends 8 pipe diameters of straight pipe upstream of the flowmeter and 4 diameters downstream.

If you do not have the recommended straight pipe please enter for your application:

\_\_\_\_\_ straight pipe diameters upstream of the flowmeter.

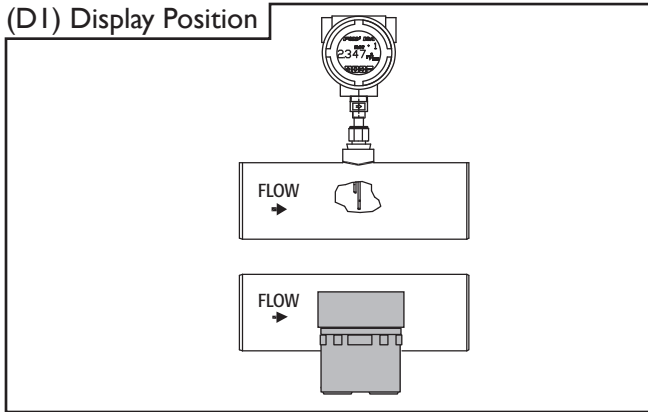
\_\_\_\_\_ straight pipe diameters downstream of the flowmeter.

Rep/Distributor:

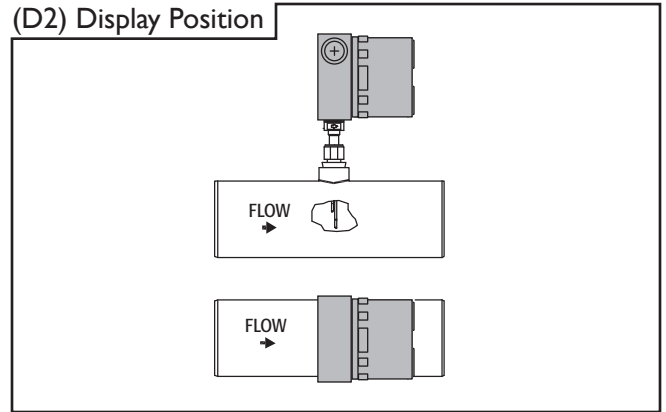
Contact:



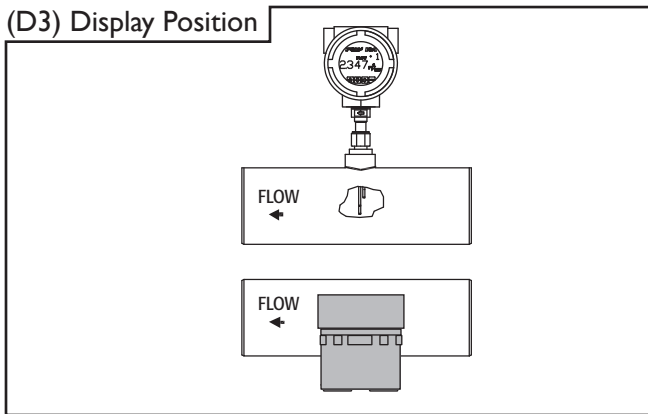
(D1) Display Position



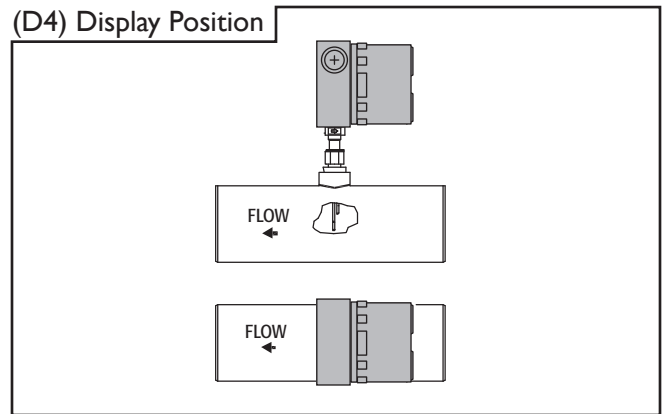
(D2) Display Position



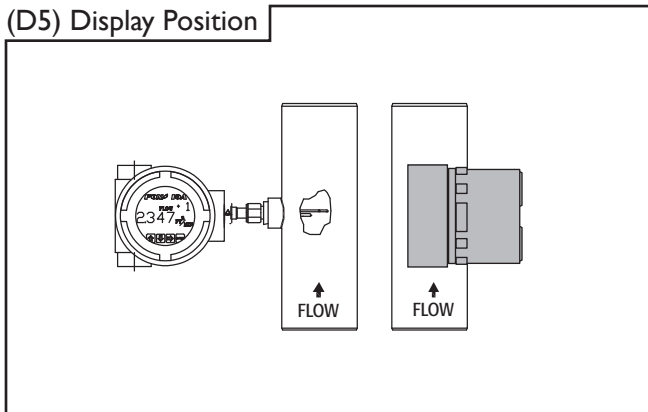
(D3) Display Position



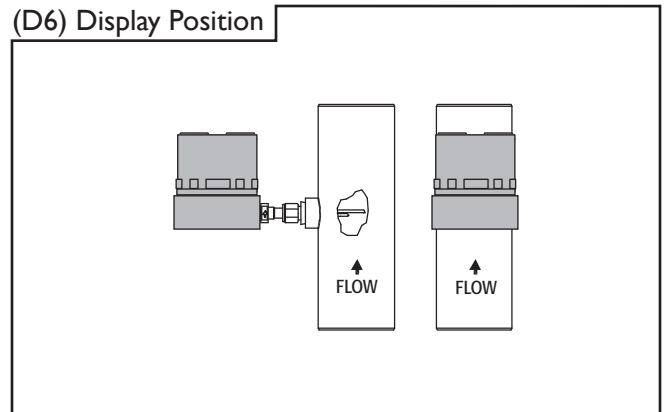
(D4) Display Position



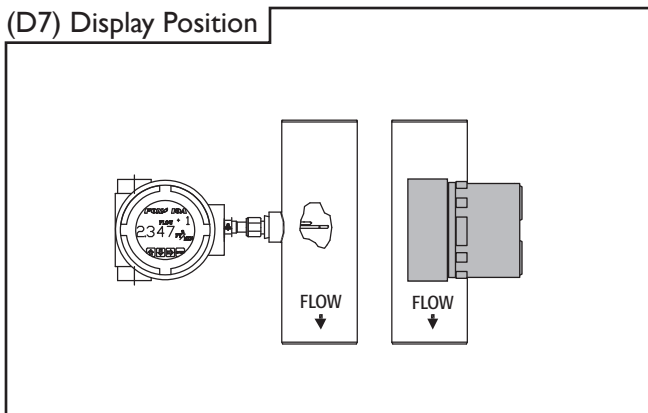
(D5) Display Position



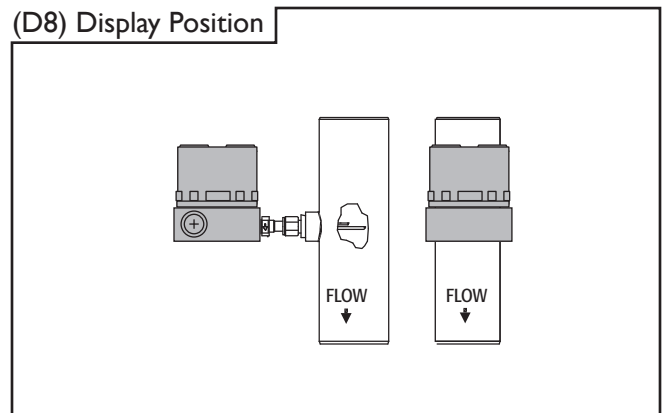
(D6) Display Position



(D7) Display Position



(D8) Display Position



# Fax

To: Centro, Inc.	From:
Fax: 901-357-1379	Pages:
Phone: 800-344-3286	Date:
Re:	cc:

Please fill out this specification form and fax to one of the three locations:

Memphis: 901-357-1379

Little Rock: 501-835-2277

Nashville: 615-255-2212